

## HELP KEEP PLASTICS OUT OF OUR ENVIRONMENT



Plastic bags are commonly found in trees along the Red River, and collecting these bags for proper disposal is often difficult. In addition, it takes hundreds of years for a plastic bag to degrade in the landfill.

### SIMPLE WAYS TO REDUCE PLASTIC BAG USE

- Use cloth or paper bags when shopping.
- Make your own bag by putting old T-shirts to use. See pattern provided on back.
- Reuse plastic bags as many times as possible.
- Use long lasting reusable containers instead of disposable bags.
- Recycle plastic bags at recycling bins in grocery and department stores.

**DONATE T-SHIRTS** in good condition to River Keepers. Volunteers will turn them into a tote which will be used for projects, outreach at various events, and used as an alternative option for customers at various local stores.



## HELP KEEP PLASTICS OUT OF OUR ENVIRONMENT



Plastic bags are commonly found in trees along the Red River, and collecting these bags for proper disposal is often difficult. In addition, it takes hundreds of years for a plastic bag to degrade in the landfill.

### SIMPLE WAYS TO REDUCE PLASTIC BAG USE

- Use cloth or paper bags when shopping.
- Make your own bag by putting old T-shirts to use. See pattern provided on back.
- Reuse plastic bags as many times as possible.
- Use long lasting reusable containers instead of disposable bags.
- Recycle plastic bags at recycling bins in grocery and department stores.

**DONATE T-SHIRTS** in good condition to River Keepers. Volunteers will turn them into a tote which will be used for projects, outreach at various events, and used as an alternative option for customers at various local stores.



## HELP KEEP PLASTICS OUT OF OUR ENVIRONMENT



Plastic bags are commonly found in trees along the Red River, and collecting these bags for proper disposal is often difficult. In addition, it takes hundreds of years for a plastic bag to degrade in the landfill.

### SIMPLE WAYS TO REDUCE PLASTIC BAG USE

- Use cloth or paper bags when shopping.
- Make your own bag by putting old T-shirts to use. See pattern provided on back.
- Reuse plastic bags as many times as possible.
- Use long lasting reusable containers instead of disposable bags.
- Recycle plastic bags at recycling bins in grocery and department stores.

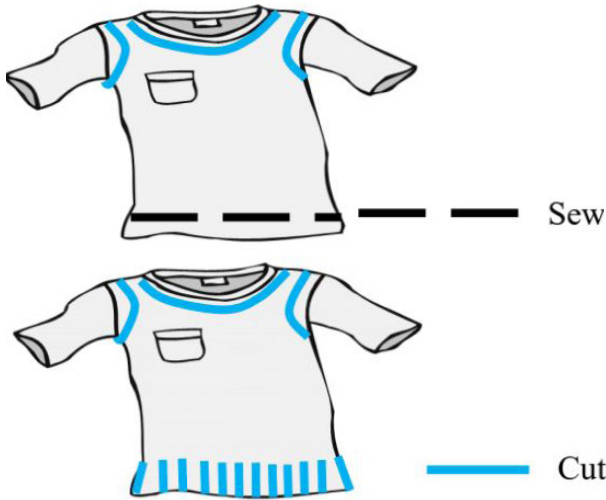
**DONATE T-SHIRTS** in good condition to River Keepers. Volunteers will turn them into a tote which will be used for projects, outreach at various events, and used as an alternative option for customers at various local stores.



# T-SHIRT TO TOTE BAG



1. a) Cut off sleeves and neckline  
b) If tying, cut strips at bottom, including along the side seam, 3 inches long about 1 inch thick
2. Turn T-shirt inside out
3. a) If sewing, sew bottom closed  
b) If tying, double tie bottom fringes from the front and back of shirt together (if you want fringes at the bottom of the bag do not turn inside out)
4. Turn right side out
5. Use!



Pattern supplied by Moorhead Community Education

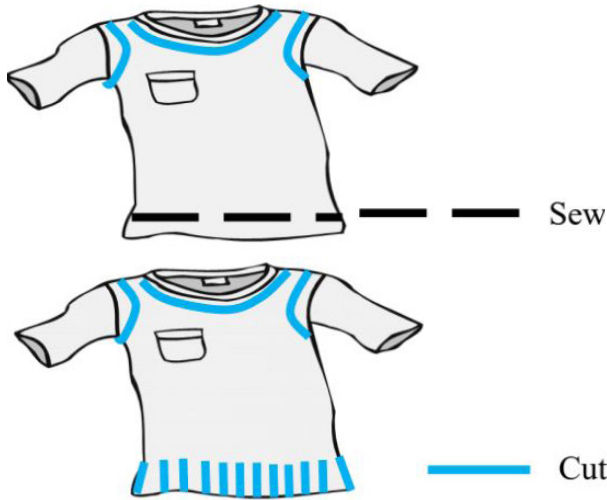
1120 28th Ave. N., Ste. B, Fargo, ND 58102  
riverkeepers.org  
701.356.8915  
kimberly@riverkeepers.org



# T-SHIRT TO TOTE BAG



1. a) Cut off sleeves and neckline  
b) If tying, cut strips at bottom, including along the side seam, 3 inches long about 1 inch thick
2. Turn T-shirt inside out
3. a) If sewing, sew bottom closed  
b) If tying, double tie bottom fringes from the front and back of shirt together (if you want fringes at the bottom of the bag do not turn inside out)
4. Turn right side out
5. Use!



Pattern supplied by Moorhead Community Education

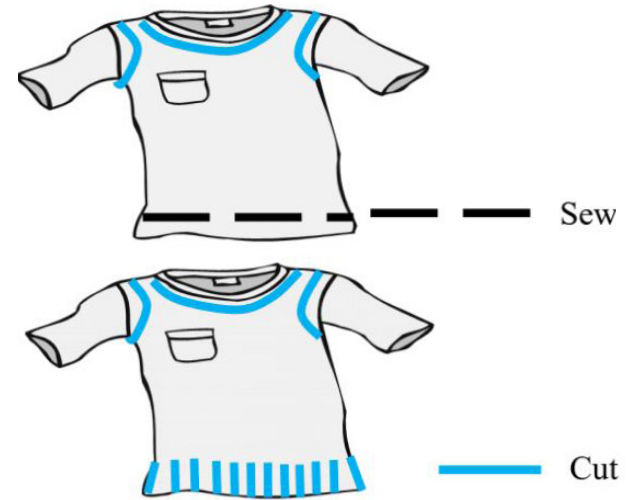
1120 28th Ave. N., Ste. B, Fargo, ND 58102  
riverkeepers.org  
701.356.8915  
kimberly@riverkeepers.org



# T-SHIRT TO TOTE BAG



1. a) Cut off sleeves and neckline  
b) If tying, cut strips at bottom, including along the side seam, 3 inches long about 1 inch thick
2. Turn T-shirt inside out
3. a) If sewing, sew bottom closed  
b) If tying, double tie bottom fringes from the front and back of shirt together (if you want fringes at the bottom of the bag do not turn inside out)
4. Turn right side out
5. Use!



Pattern supplied by Moorhead Community Education

1120 28th Ave. N., Ste. B, Fargo, ND 58102  
riverkeepers.org  
701.356.8915  
kimberly@riverkeepers.org

