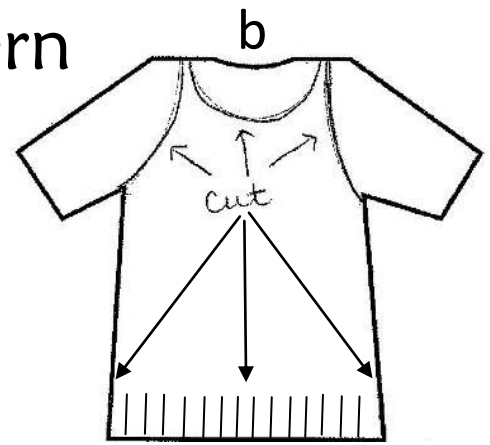


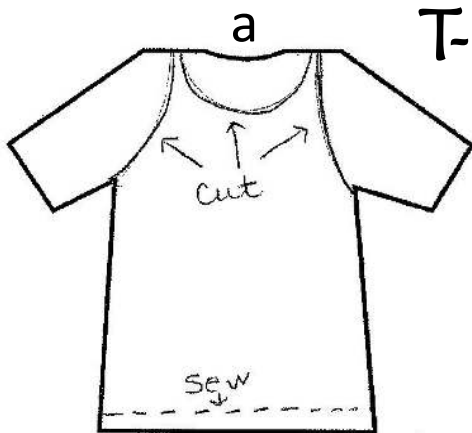
T-shirt to Tote Pattern

1. Cut off sleeves and neckline; b) cut strips at bottom, including along the side seam 3 inches long about 1 inch thick
2. a) Turn T-shirt inside out and sew bottom closed; b) Turn T-shirt inside out and tie bottom fringes from the front and back of shirt together (if you want fringes at the bottom of bag do not turn inside out)
3. Turn right side out
4. Use!



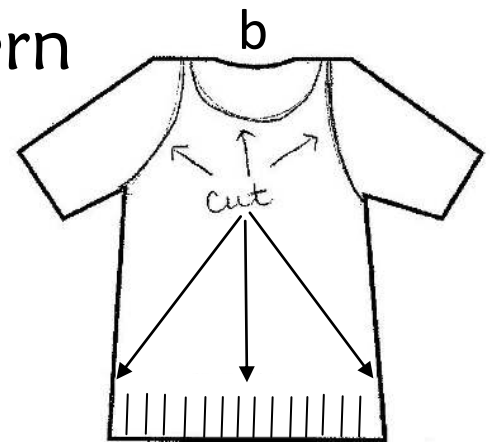
To donate T-shirts or volunteer to sew T-shirt totes contact River Keepers at 701-235-2895 or christine@riverkeepers.org.

Pattern supplied by: Moorhead Community Education <https://communityed.moorhead.k12.mn.us>



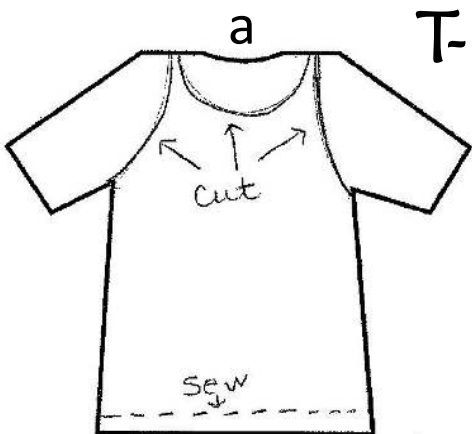
T-shirt to Tote Pattern

1. Cut off sleeves and neckline; b) cut strips at bottom, including along the side seam 3 inches long about 1 inch thick
2. a) Turn T-shirt inside out and sew bottom closed; b) Turn T-shirt inside out and tie bottom fringes from the front and back of shirt together (if you want fringes at the bottom of bag do not turn inside out)
3. Turn right side out
4. Use!



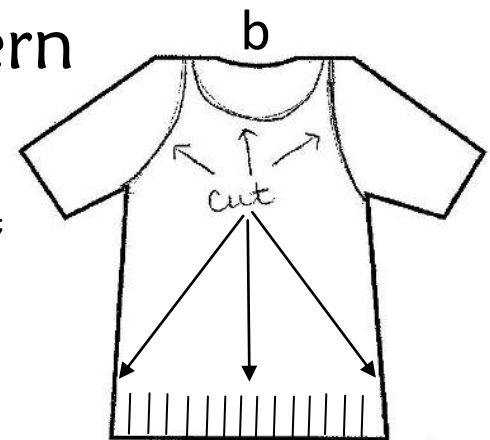
To donate T-shirts or volunteer to sew T-shirt totes contact River Keepers at 701-235-2895 or christine@riverkeepers.org.

Pattern supplied by: Moorhead Community Education <https://communityed.moorhead.k12.mn.us>



T-shirt to Tote Pattern

1. Cut off sleeves and neckline; b) cut strips at bottom, including along the side seam 3 inches long about 1 inch thick
2. a) Turn T-shirt inside out and sew bottom closed; b) Turn T-shirt inside out and tie bottom fringes from the front and back of shirt together (if you want fringes at the bottom of bag do not turn inside out)
3. Turn right side out
4. Use!



To donate T-shirts or volunteer to sew T-shirt totes contact River Keepers at 701-235-2895 or christine@riverkeepers.org.

Pattern supplied by: Moorhead Community Education <https://communityed.moorhead.k12.mn.us>